



# Les Voyages Extraordinaires #3

IMMERSE · DISCOVER · IMPROVE



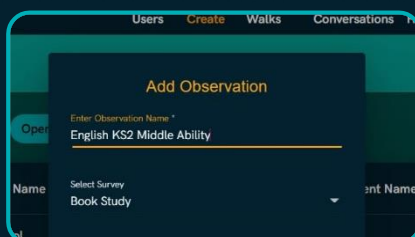
## QUICK TIP #1

When you want to quickly add your feedback, try using the dictate button on your device. This will allow you to narrate your views with the voice to text feature. Great for quick book studies too.



## QUICK TIP #2

When you create a book study, try refining your activity by focusing on groups. This will help you to quickly generate group specific reports rather than trying to cover all pupils at once.



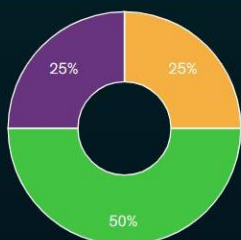
## QUICK TIP #3

Add further detail to your book studies, you can clone ours in the Builder, create a copy and rename as 'Book study Lower ability or higher ability. 2 new focused book study frameworks!

## Book Study

Clone

## Disadvantaged - Learning Snapshot



## Have you tried...*creating your Own?*

One of the best features about Nautilus is the fact that your dashboard will begin to reflect your school improvement priorities over time. Rather than having a fixed selection of data on here, as soon as you create your own learning walks and activities, your dashboard will populate with new insights, data and feedback. It's designed to grow as your school grows. We would recommend that you copy and edit our frameworks when you have a **long-term focus area**. For example, if disadvantaged pupils are a sizable and significant group, it's worth creating activities focusing here. If you clone our Learning Snapshot and then add the 'disadvantaged' focus group to the title, you now have a brand-new Learning Snapshot for the long term. Everytime you perform this activity, your data set will grow and strengthen.



Welcome to our Nautilus summer newsletter. I'd like to start by commending the efforts of all of our schools in what has been an exceptional year. I've spent a lot of time talking to our Nautilus school leaders and also as a local authority learning partner, and it's fair to say that the never-ending daily management has brought so many additional and unprecedented challenges.

As school leaders now look to the future, it's a good time to consider how schools can move forwards and prioritise. The prospect of returning in

September burdened with an excessing workload could only serve to detract from the quality of education provided. By reducing report writing, and the reliance on data analysis, we look forwards to helping schools to strengthen collaboration and to capture the day-to-day provision efficiently and accurately. If we can do this effectively, then the outcomes will follow.

One of the most significant opportunities when using Nautilus, can be the idea of creating accurate school development plans for next year based on your evaluations - to have improvement plans that can reflect your identified strengths and areas for improvement within key areas of subject and aspect teaching. It's an exciting thought also to plan around developing individual teacher skill sets and subject leadership, rather than being dependant on cohort test analysis, assessments and appraisals. We know that school improvement plans can easily be strengthened from your Nautilus activities and findings. These are all additional opportunities to help you to know your school better and to action the right strategic improvements.

Wishing you a safe and settled end to the year,  
David and the Nautilus Team

## New Platform Developments

Some great little touches to help you to have more control.

### School Logo

You can now upload and add your logo to your dashboard and reports for added personalisation. For best results, use a square 300px x 300px PNG or Jpeg file.



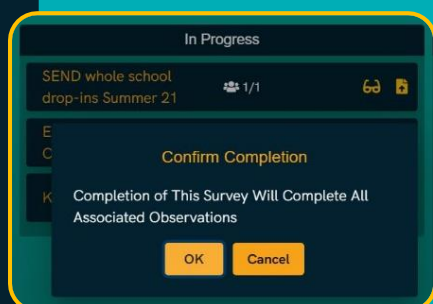
### Delete Individual Entries

When you open an activity on the dashboard, you will now be able to delete any individual entries from this activity by clicking the trashcan icon. This removes the data and feedback from the system.

Observations : 20		
Jules Verne Observing Charles Grodin	3.0	
Jules Verne Observing Chet Brandenburg	4.0	
Jules Verne Observing Gloria Pall	2.3	
Jules Verne Observing James MASON	3.5	
Jules Verne Observing Kirk Douglas	2.3	
Jules Verne Observing Lillian Radar	3.5	

### Completing Reports

On your dashboard when you click on the icon to complete the activity, you will now see a prompt to confirm so that you don't accidentally submit the data and feedback.







# We're on Your Team!

## Upcoming Exclusive Team Nautilus Workshops

This term we launched our leadership workshops, intended to show your team how to use the platform and how to get the best out of each activity, saving you time spent cascading information through your staff meetings. We've also increased the capacity as well for next year so that you can book as many tickets as you choose.

### Nautilus Refresher – 'A Walkthrough of the Platform'

8 September, 1pm duration: 1hr

Who? Any staff

A chance to revisit and recap the platform as well as some helpful hints and tips. Great preparation for the new school year.

[Book your ticket here](#)

### Subject Leadership – 'How to Capture, Report and Improve Your Subject Area' (repeat session)

15 September, 1pm duration: 1hr

Who? Subject Leaders.

Use Nautilus to strengthen your subject leadership. Learn how to perform great collaborative learning walks and book studies for a critical point of knowledge. Use your reports and analysis to evaluate and improve your subject area.

[Book your ticket here](#)

### Safer Classrooms – 'Evaluating Wellbeing and Pastoral Care'

22 September, 1pm duration: 1hr

Who? Headteachers and Pastoral leaders.

An introduction and walkthrough of the Safer Classrooms learning walk. We will show you how to evaluate pupil wellbeing, involvement, and safety. Great for raising awareness and promoting some critical aspects of pastoral care within in each classroom. An essential framework when assessing how the children have settled in September.

[Book your ticket here](#)

### EYFS – 'Accurately Capturing all aspects of your Early Years Provision'

6 October, 1pm duration: 1hr

Who? Early years teachers and leaders

Early years is a hive of activity and so we need to think a little differently about how we can create meaningful and accurate feedback for school improvement purposes. In this session we will look at evaluating the critical aspects of provision as well as creating useful teacher and team feedback.

[Book your ticket here](#)

### SEND – 'Capturing your SEND Provision' (repeat session)

13 October, 1pm duration: 1hr

Who? SENDco's and/or teaching staff.

An introduction and walkthrough of the SEND drop-in observation tool, how this can help to audit your SEND provision and identify critical areas for improvement. We will also look at reporting SEND to others and the process of individual feedback for your teachers.

[Book your ticket here](#)

### Building – 'How to Create Bespoke Learning Walks, Surveys and Observations' (repeat session)

10 November, 1pm duration: 1hr

Who? Anyone.

A workshop focussing on the Builder tool and how you can quickly clone, edit and create bespoke learning walks, books studies, observations and surveys.

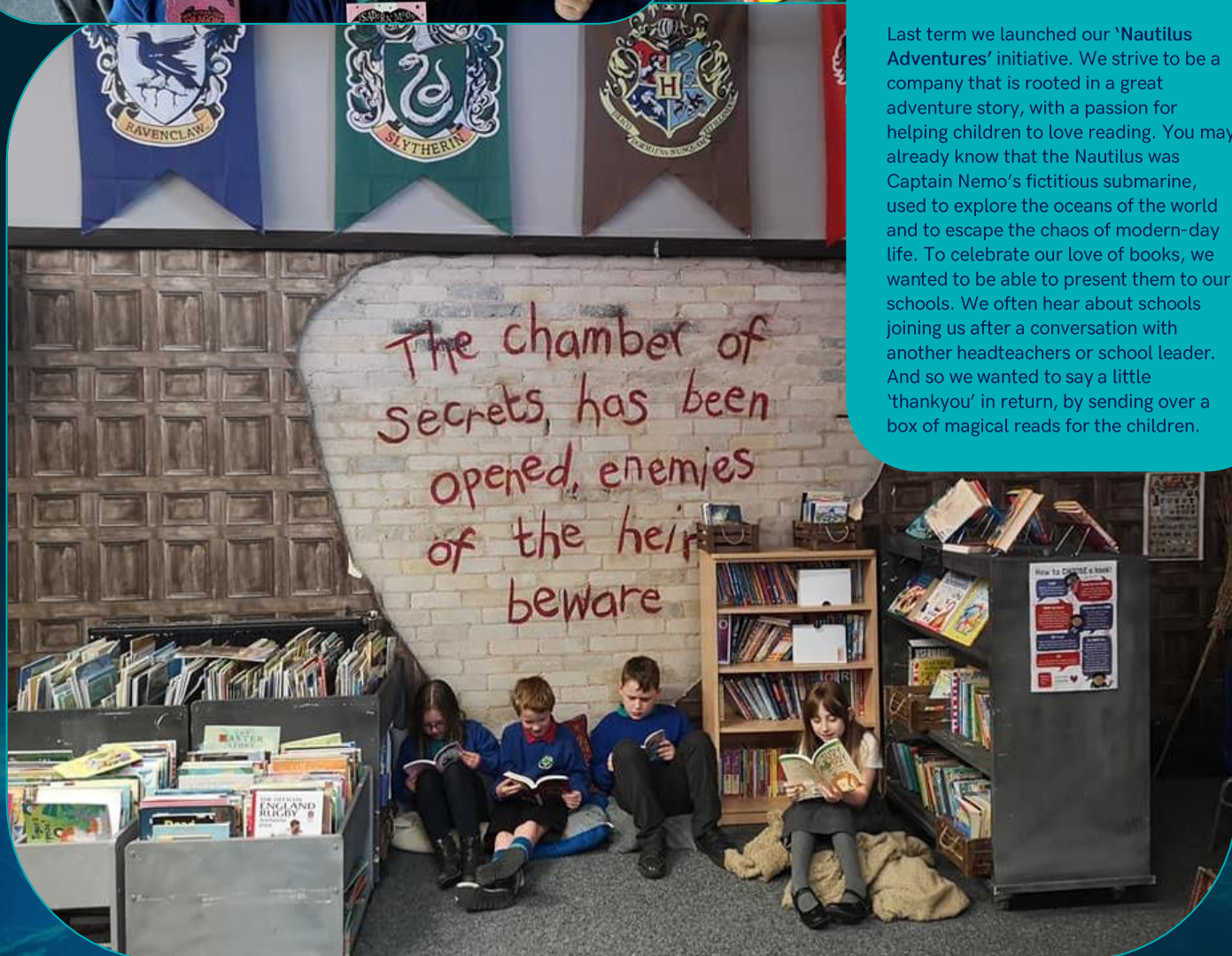
[Book your ticket here](#)



[www.nautilus.education](http://www.nautilus.education)

2h · 

Last term we launched our 'Nautilus Adventures' initiative. We strive to be a company that is rooted in a great adventure story, with a passion for helping children to love reading. You may already know that the Nautilus was Captain Nemo's fictitious submarine, used to explore the oceans of the world and to escape the chaos of modern-day life. To celebrate our love of books, we wanted to be able to present them to our schools. We often hear about schools joining us after a conversation with another headteachers or school leader. And so we wanted to say a little 'thankyou' in return, by sending over a box of magical reads for the children.





Featured Setting

## Dalton School

Junior Infant and Nursery  
Huddersfield.



*We asked Deputy Headteacher Emma Walsh, a few questions after she shared some of the work that the school has been doing to evaluate their remote learning provision using the Builder.*

### Q: What have you been focusing on and why?

Through monitoring our school's remote education curriculum, we wanted to ensure that it was aligned to the classroom curriculum as much as possible and that it was carefully sequenced to ensure pupils obtain the building blocks they need to move on to their next steps. We wanted to ensure that quality resources were being used and that pupils were receiving effective feedback, as we believe this is as important remotely as it is in the classroom.

**'We also focused on provision for all groups of learners was appropriate, including SEND...'**

### Q: How was the process of creating the observation?

Creating the observation was easy. We followed recommendations and descriptors from documents sources online on best practice in remote learning, as well as ensuring it mirrored the effective practice of learning and teaching in the classroom.

**'It has helped teachers to create a recovery curriculum for their class...'**

### Q: How do you think that this will help you?

From the monitoring, we were able to identify the strengths and areas for development of our remote learning curriculum. It has helped teachers to create a recovery curriculum for their class, which outlines knowledge/skill gaps that must be covered to ensure that children are able to move into the next year group. In addition to this, we have also been able to keep our Governors informed.

Big Picture

36

Number of new towns and cities using Nautilus.

Big Picture

987

Activities performed on Nautilus in one week.

Big Picture

683

Highest number of activities performed within one setting this school year.